
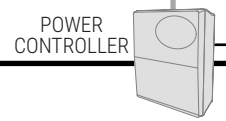
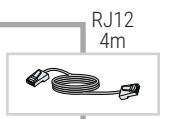
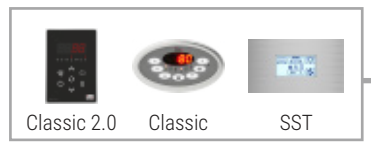
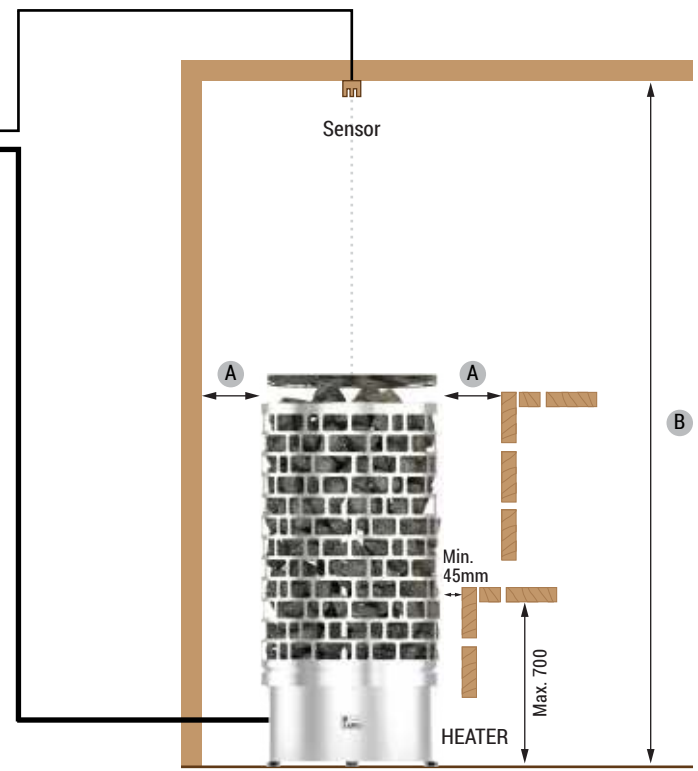




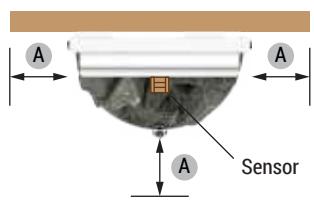
ARIES WALL HEATER- Installation Diagram for Separate Control (NS)



NOTE!
Do not place the sensors too near to air ventilation (not under 1000mm) or not under 500mm from air ventilation, which is directed away from sensors.



FRONT VIEW



TOP VIEW

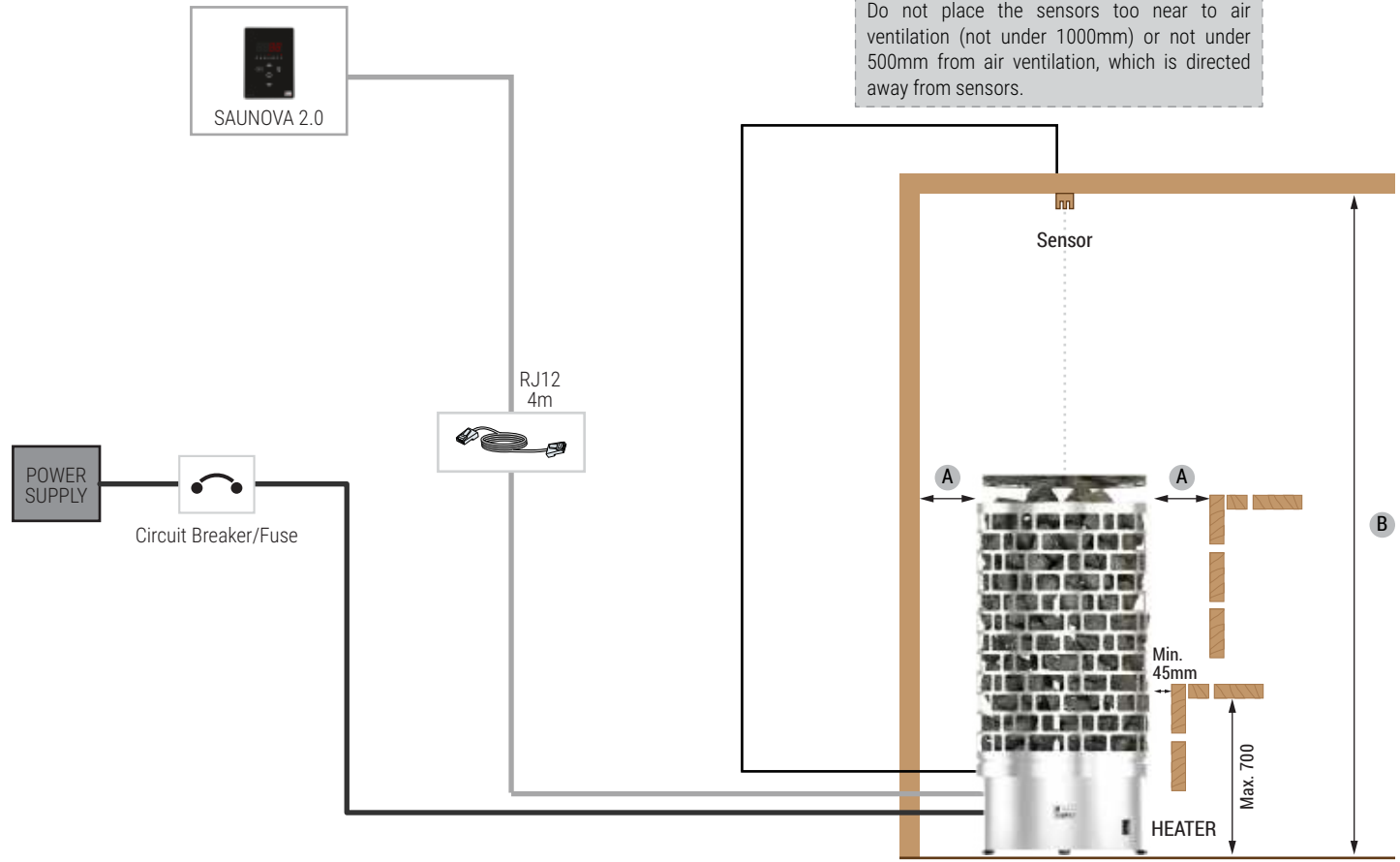
Minimum Safety Distances

Heater Model	A	B
ARI3-45NS-WL	100	1900
ARI3-60NS-WL	100	1900
ARI3-75NS-WL	100	1900
ARI3-90NS-WL	100	1900



ARIES WALL HEATER- Installation Diagram for Saunova 2.0 Control (Ni2)

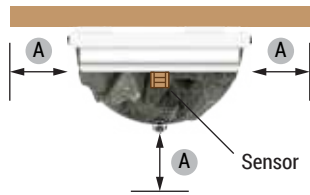
NOTE!
Do not place the sensors too near to air ventilation (not under 1000mm) or not under 500mm from air ventilation, which is directed away from sensors.



Minimum Safety Distances

Heater Model	A	B
ARI3-45Ni2-WL	100	1900
ARI3-60Ni2-WL	100	1900
ARI3-75Ni2-WL	100	1900
ARI3-90Ni2-WL	100	1900

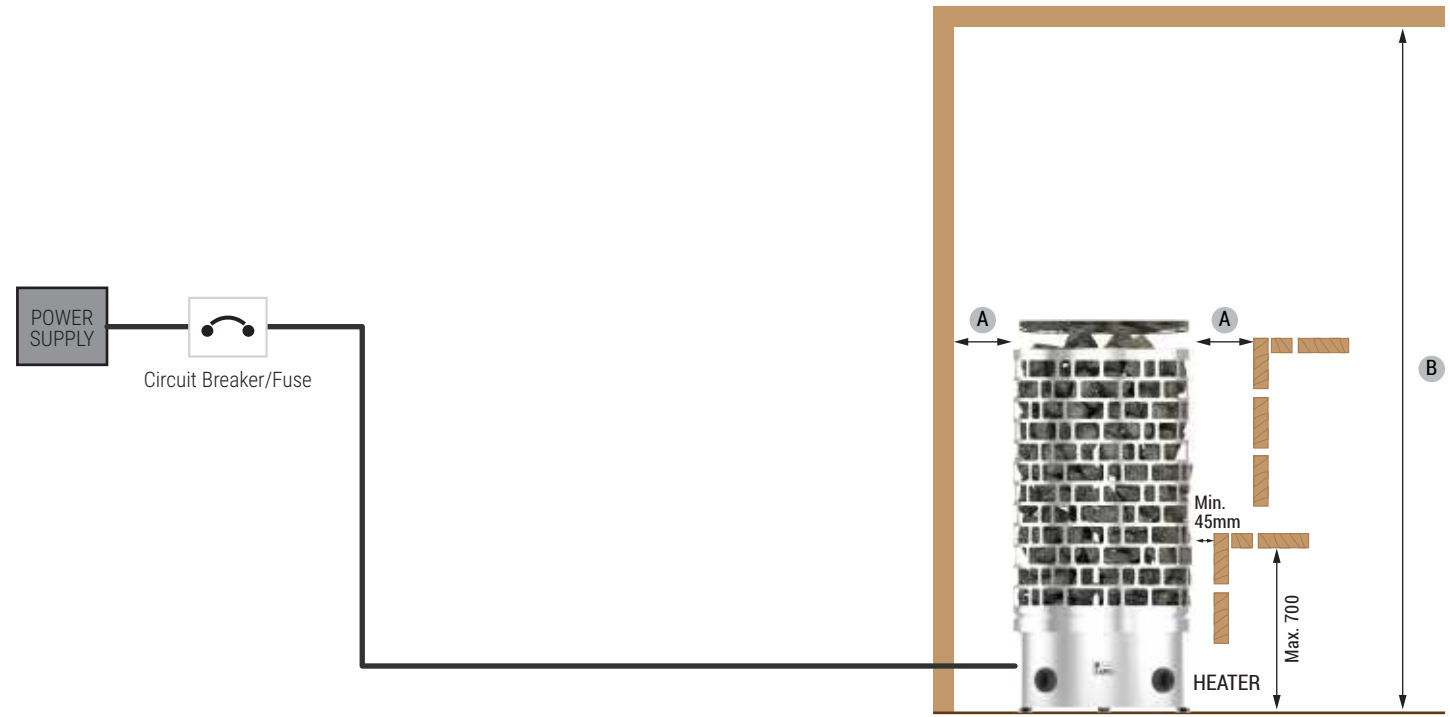
FRONT VIEW



TOP VIEW



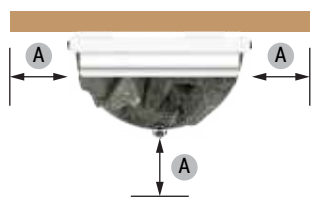
ARIES WALL HEATER- Installation Diagram for Built-in Control (NB)



Minimum Safety Distances

Heater Model	A	B
ARI3-45NB-WL	100	1900
ARI3-60NB-WL	100	1900
ARI3-75NB-WL	100	1900
ARI3-90NB-WL	100	1900

FRONT VIEW



TOP VIEW