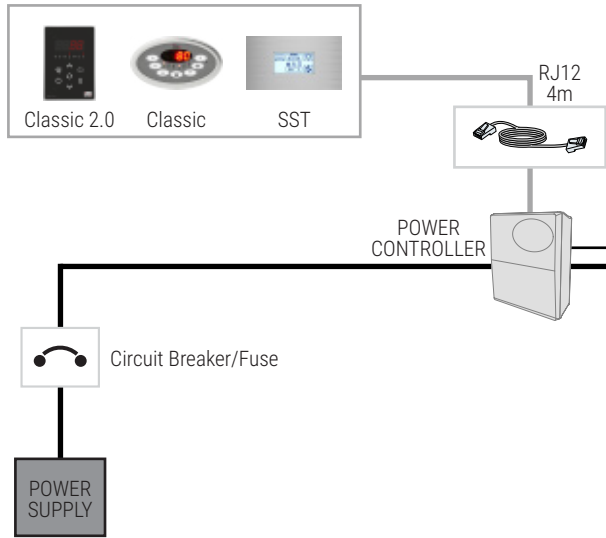


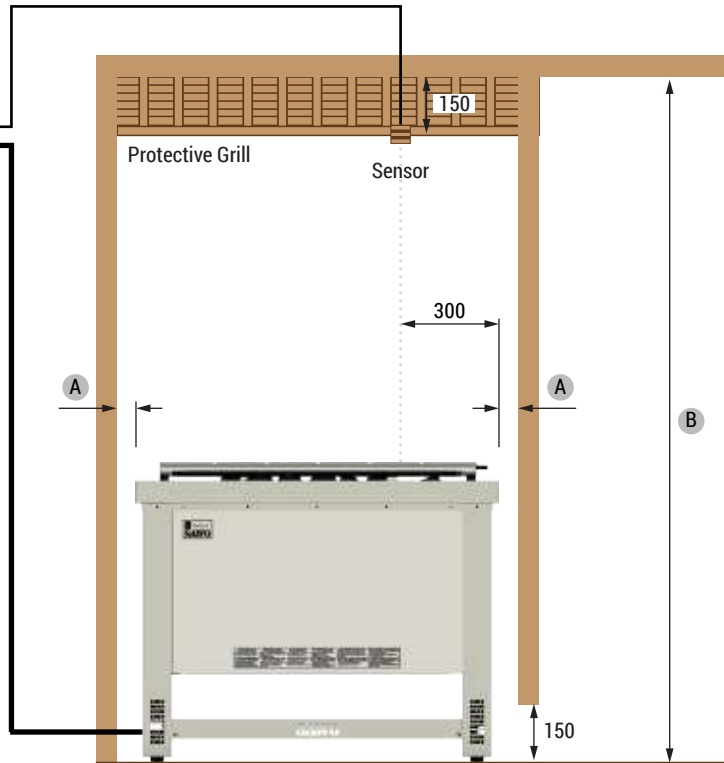


HELIUS HEATER- Installation Diagram for Separate Control (NS)

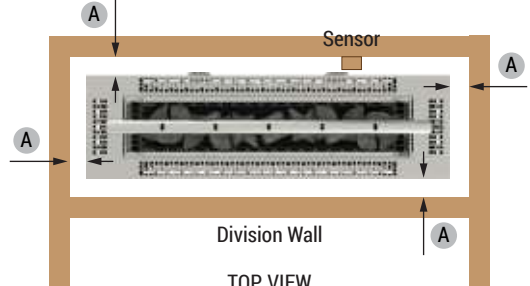


NOTE!
Do not place the sensors too near to air ventilation (not under 1000mm) or not under 500mm from air ventilation, which is directed away from sensors.

NOTE!
Helius can be without division wall. When division wall is not being used, check the sensor location from heater control manual.



FRONT VIEW



TOP VIEW

Minimum Safety Distances

Residential Use

Heater Model	A	B
HES-45NS	5	1900
HES-60NS	5	1900
HES-75NS	5	1900
HES-90NS	5	1900

Commercial Use

Heater Model	A	B
HES-45NS	50	1900
HES-60NS	50	1900
HES-75NS	50	1900
HES-90NS	50	1900