



ORION

HEAVY DUTY SAUNA HEATER

SERIOUS
FOR ^ COMMERCIAL USE



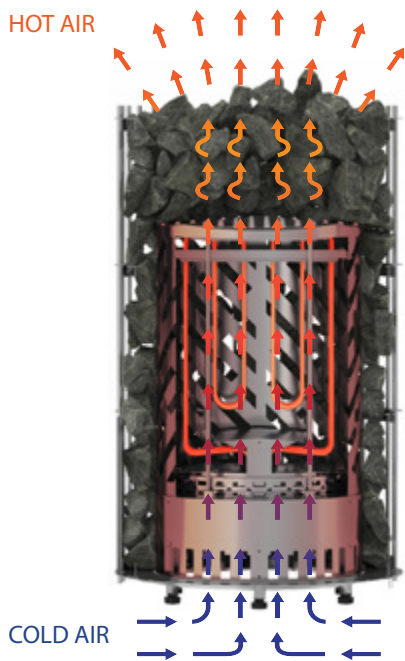


The time is now. Presenting... **Orion.**
The sauna heater to last long.

The Orion is for the busiest sauna rooms. This heater has a long lasting heating element, easy to maintain, has huge stone capacity and is built from stainless metals. Orion is carefully engineered to become a powerhouse in commercial sauna rooms.

Orion has one very interesting character, timely evaporation of water into steam! Most heaters make a huge hissing noise when water is thrown into the rocks, the Orion does not! Instead, the stones will store just enough heat to slowly create steam. This is with similar frequency as smoke sauna's heated rocks. The water thrown above the stones will go sideways and slowly vaporize into steam. The room temperature will dramatically increase that makes the body to adapt gradually the heat.

Orion is another addition to SAWO's robust heaters. Available at 9, 10,5, and 12 kilowatts.




Prolong Heating Element Lifespan

The heating elements are separated from the rocks to eliminate the tension when both are extremely hot. The force produced by the weight of the rocks can bend the heating elements or shorted. This separation will increase the longevity of the heating elements.


Better Heater Airflow

Orion produces a refulgent heat feeling because the air flowing inside the heater is concentrated in one direction. Orion has a flue where cold air is converted into heat while hot air moves upwards.



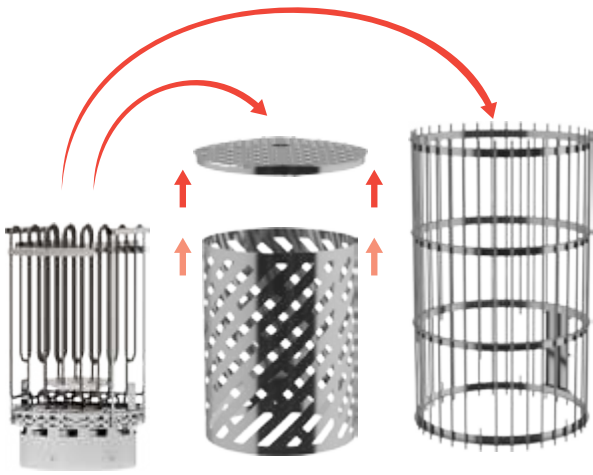
Easy Heating Element Maintenance

The Orion has a unique heating construction. The heating element is a one set module that can be removed by lifting the holders. Wiring connections and replacement of the busted heating elements can be done without removing all the stones. This makes the heater very convenient when doing repairs and maintenance.




Gradual Steam Heat

When water is thrown on the top piled rocks, the excess water will glide slowly downwards. The water will gradually evaporate as the rocks are heated just enough to turn water into steam. The vaporizing of water will be a progressive change of pace in the air temperature.



Detachable Parts

This is one of the fantastic feature of the heater. Transporting, cleaning, repairs and replacement of parts come very handy because the main parts of the Orion are detachable.



Bottom Stone Opening

The lower part casing of the Orion is with removable rods. This is to easily remove and change small crumbles of stones. Just lift and slide the gate rods to release.



Water Shield

The water shield directs the flow of the splashed water to the sides and to meet with the heated rocks. The progressive evaporation of water increases the room humidity gradually.



Heating Element Spacer

The heating elements may warp or bend when the temperature becomes extremely hot. The spacer prevents the heating elements to touch each other to avoid short circuit that will result to damage.



Adjustable Leg Support

Sometimes the sauna room flooring is uneven. The adjustable legs solve this issue. Just twist the adjustable legs to get the correct balance.



ORION

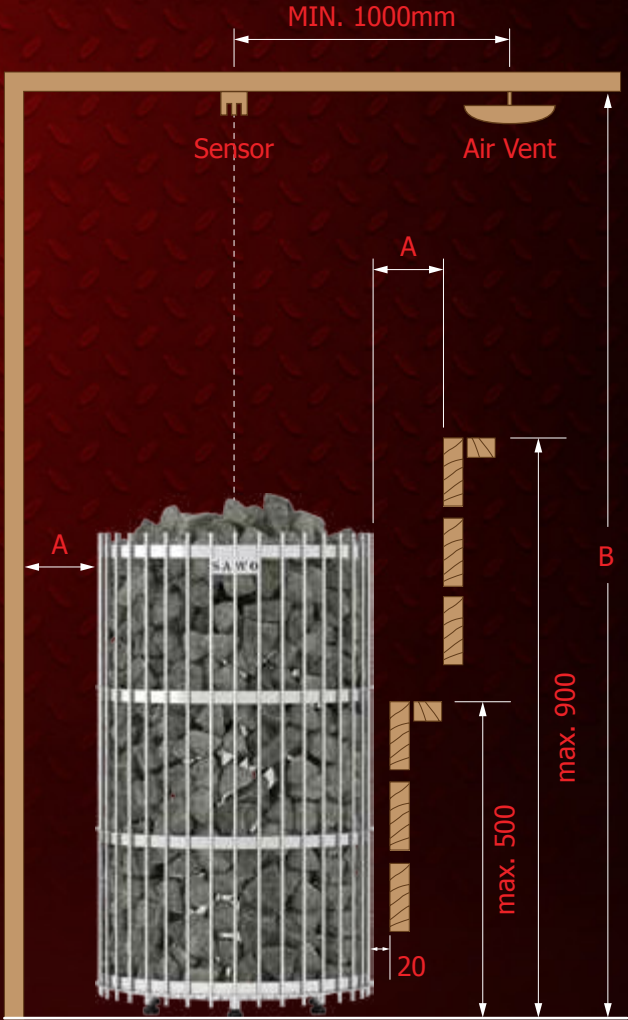
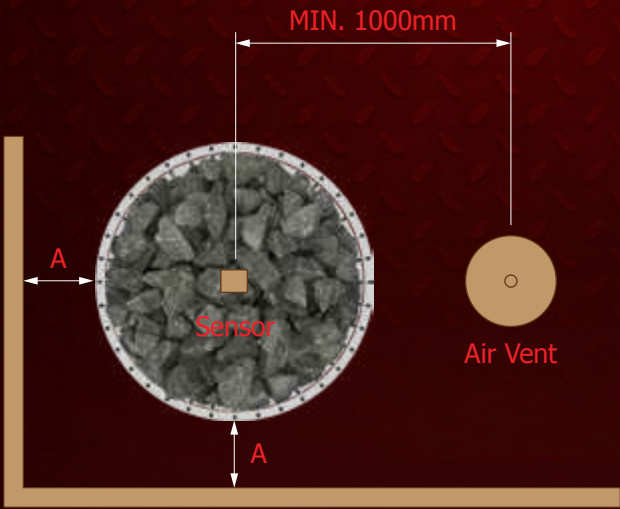
- » Best for commercial saunas
- » Stones not touching the heating elements
- » Easy to dismount heating elements
- » Detachable casing
- » Well ventilated heating compartment
- » Fast to heat up the sauna room
- » Huge stone capacity
- » Stainless steel material

Technical Data

HEATER MODEL	kW	SAUNA ROOM		SIZE OF HEATER			STONES (kG)	CONTROL	WEIGHT (kG)	CBM
		MIN (m³)	MAX (m³)	WIDTH	DEPTH (mm)	HEIGHT				
ORN6-90NS	9,0	8	14	580	580	980	210	separate	12	0.160
ORN6-105NS	10,5	9	15	580	580	980	210	separate	12	0.160
ORN6-120NS	12,0	10	18	580	580	980	210	separate	12	0.160

Minimum Safety Distance

HEATER MODEL	A	B
ORN6-90NS	130	1900
ORN6-105NS	135	1900
ORN6-120NS	140	2100



CONTROLS



Classic 2.0

The Classic 2.0 control is a design evolution of Classic. It is an easy to use control. Functions are the most practical for the sauna operation. Classic 2.0 may also have an optional combi, dimmer and fan functions.



Classic

The Classic control is one of the primary heater controls. This simple oval shaped control is equipped with the convenient functions for the sauna. It has pre-run time, temperature setting, light button and may have optional combi, dimmer and fan option.



Innova Stainless Steel Touch Control

This is a touch screen control that is capable of multiple sauna functions. The settings are convenient to adjust which has several options for personal sauna experience. Pre-run time can be set specifically on particular date and time with preferred temperature and humidity. Discover plenty more options with this control.



Saunova 2.0

Saunova control is perfect for small kilowatt heaters. It is for heaters up to 9 kW power.

Functionality, design and quality is almost identical as the Innova Classic 2.0. Hardware, program and features set aside Saunova 2.0 from other controls.

