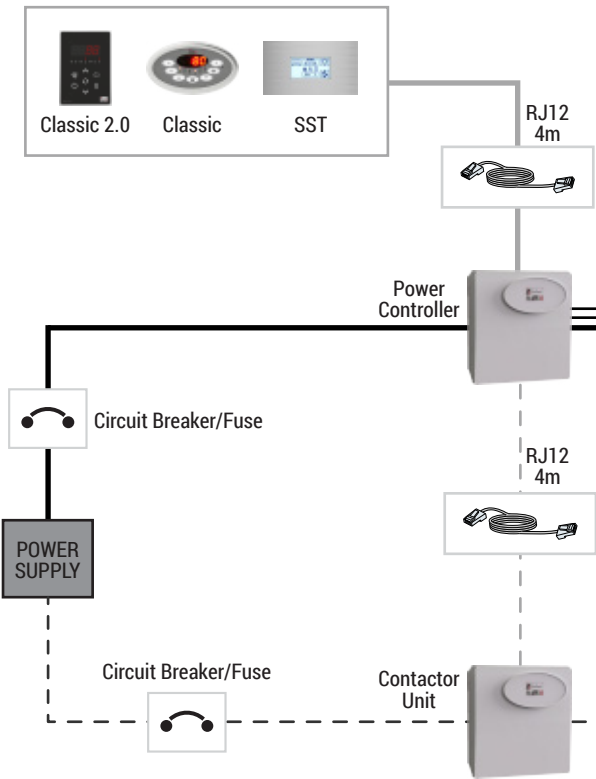
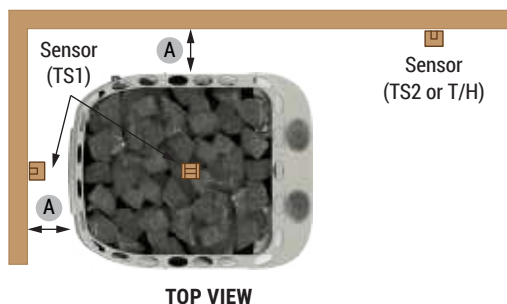
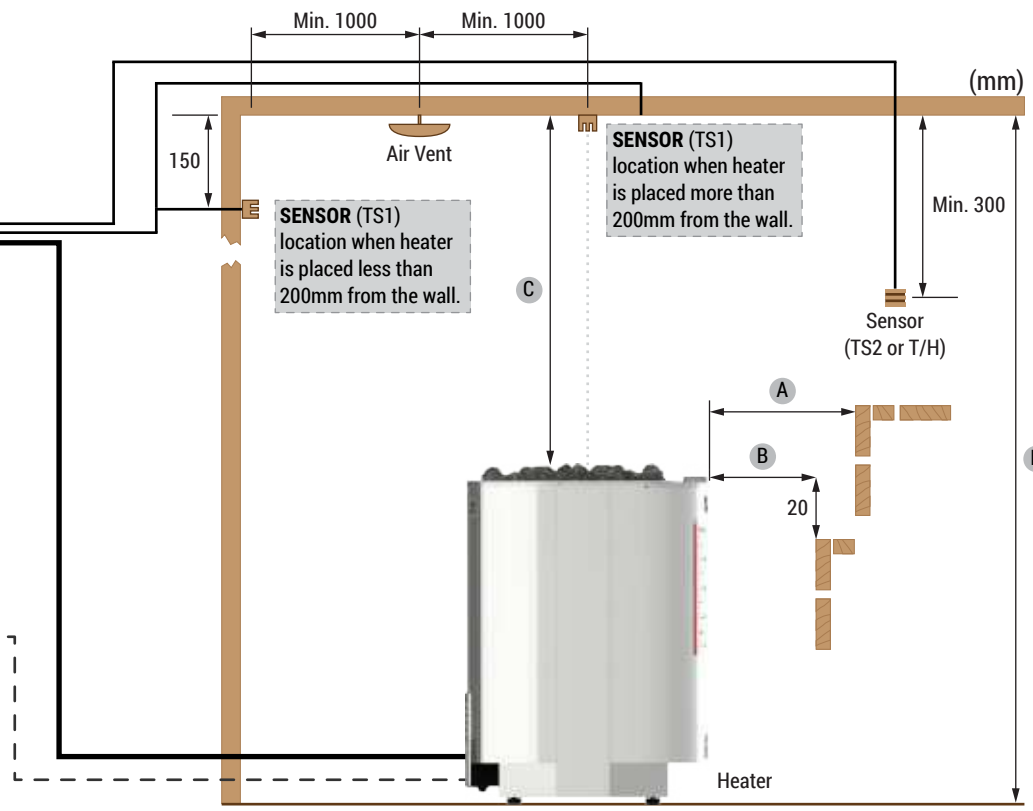


# SAVONIA COMBI HEATER- Installation Diagram for Separate Control (NS)



**NOTE!**  
Additional contactor unit needs to be used when heater is more than 15kW. Please refer to the control unit manual for maximum power rating.

**NOTE!**  
Do not place the sensors too near to air ventilation (not under 1000mm) or not under 500mm from air ventilation, which is directed away from sensors.



**Minimum Safety Distances**

Heater Model	A	B	C	D
SAVC-90NS	110	70	1200	1900
SAVC-105NS	120	70	1200	1900
SAVC-120NS	130	70	1200	2100
SAVC-150NS	160	100	1400	2100
SAVC-180NS	160	100	1400	2100